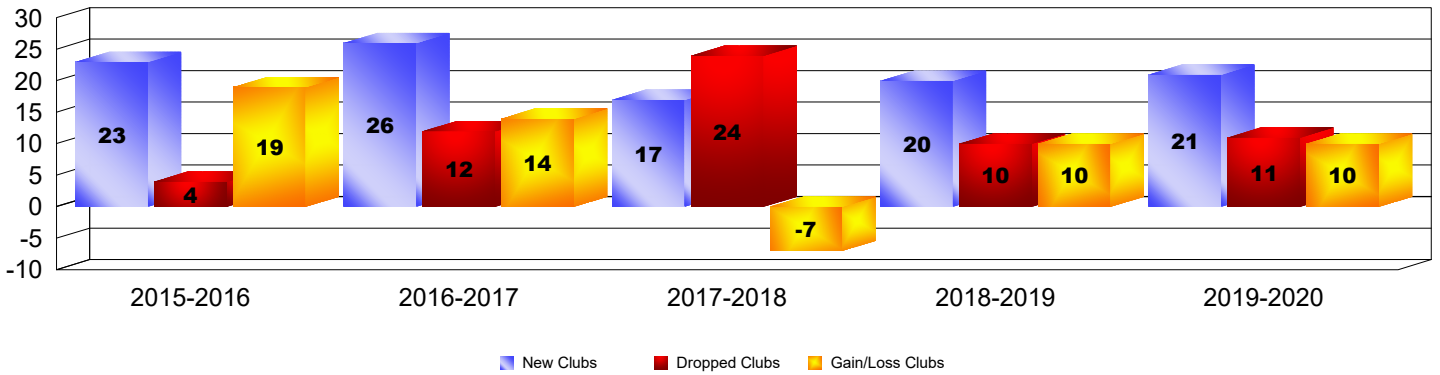


# Multiple District H

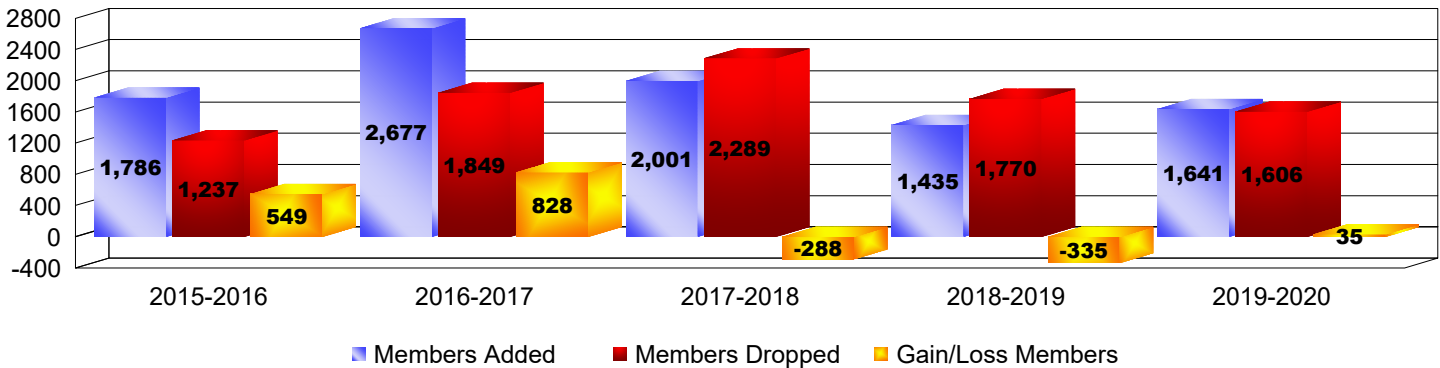
As of June 2020 Cumulative

Year	New Clubs	Dropped Clubs	Gain/Loss Clubs	New Members	Charter Members	Reinstate Members	Transfer Members	Total Member Added	Total Members Dropped	Gain/Loss Members
2015-2016	23	4	19	1,009	637	134	6	1,786	1,237	549
2016-2017	26	12	14	1,891	646	115	25	2,677	1,849	828
2017-2018	17	24	-7	1,316	488	153	44	2,001	2,289	-288
2018-2019	20	10	10	777	545	73	40	1,435	1,770	-335
2019-2020	21	11	10	932	560	88	61	1,641	1,606	35
<b>Average</b>	<b>21</b>	<b>12</b>	<b>9</b>	<b>1,185</b>	<b>575</b>	<b>113</b>	<b>35</b>	<b>1,908</b>	<b>1,750</b>	<b>158</b>


## Clubs



## Members



### Membership Composition June 2020 Cumulative



### Gender Comparison June 2020 Cumulative

